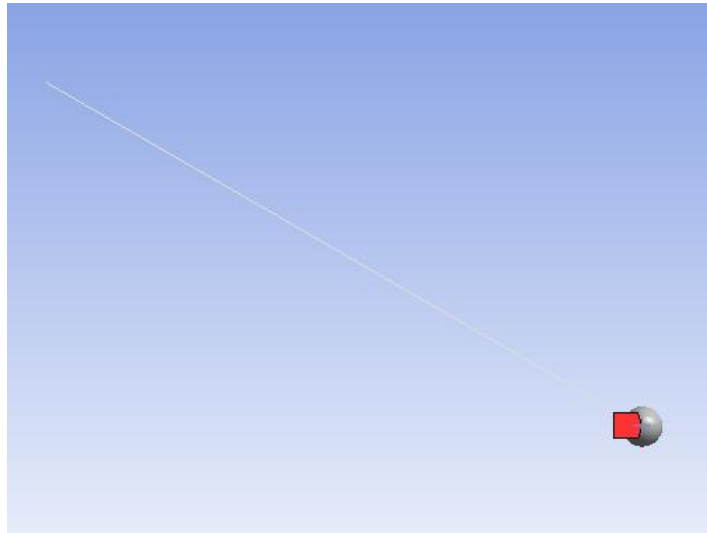



Insert Mass Point
Workbench 14.0



Aalborg Universitet esbjerg
Søren Heide Lambertsen

Outline

- Project
 - Model (A4)
 - Geometry
 - Coordinate Systems
 - Mesh
 - Modal (A5)
 - Pre-Stress (None)
 - Analysis Settings
 - Fixed Support
 - Solution (A6)
 - Solution Information
 - Total Deformation



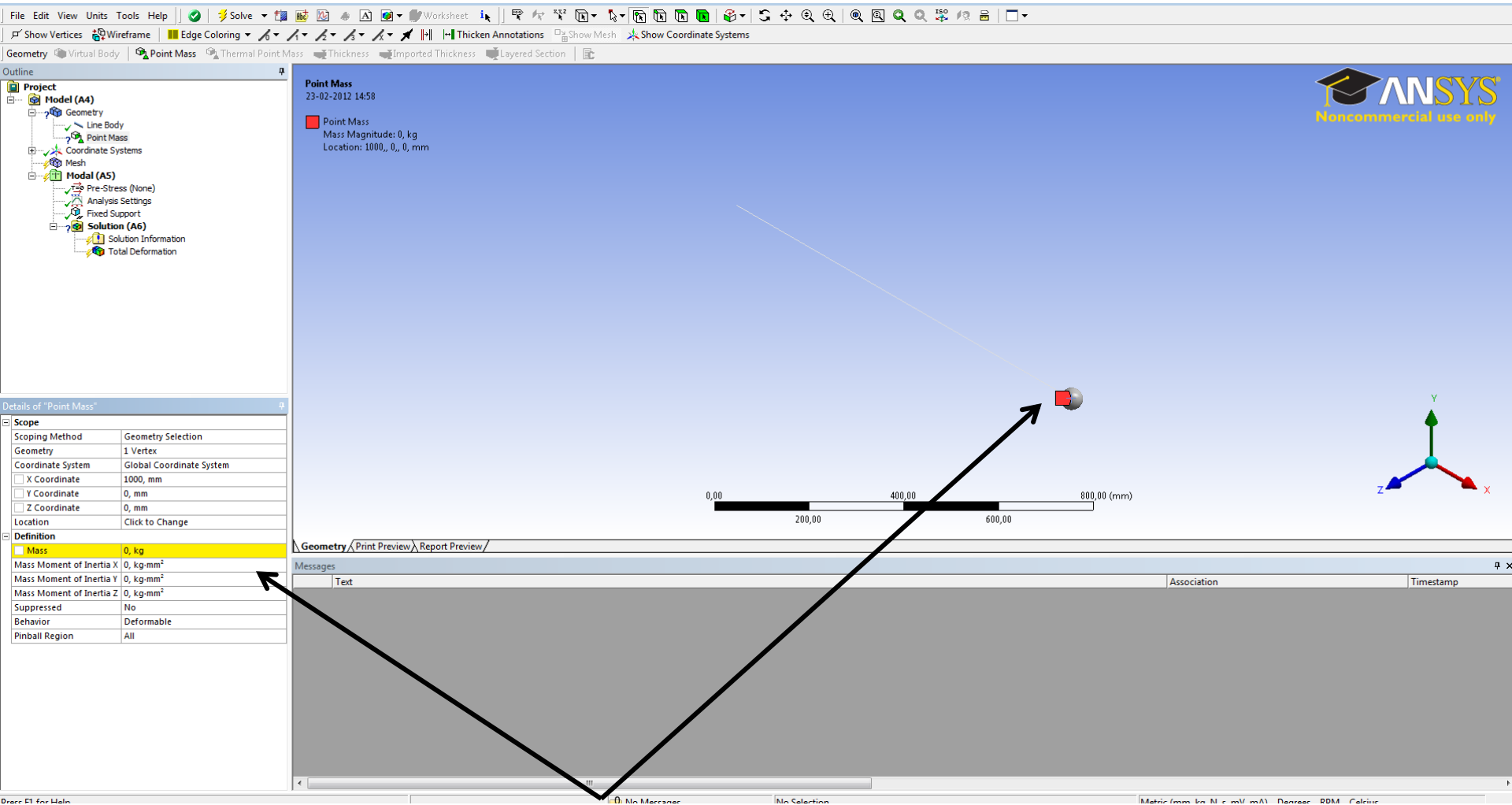
Details of "Geometry"

Definition	
Source	C:\Users\SHL\AppData\Local\Temp\WB_PC_4604...
Type	DesignModeler
Length Unit	Millimeters
Element Control	Program Controlled
Display Style	Body Color
Bounding Box	
Properties	
Statistics	
Basic Geometry Options	
Advanced Geometry Options	

Messages

Text	Association	Timestamp
------	-------------	-----------

Click on Point mass



Insert the mass size and select the point for the mass.



Outline

- Project
- Model (A4)
 - Geometry
 - Line Body
 - Point Mass
 - Coordinate Systems
 - Mesh
 - Modal (A5)
 - Pre-Stress (None)
 - Analysis Settings
 - Fixed Support
 - Solution (A6)
 - Solution Information
 - Total Deformation

Point Mass
23-02-2012 14:58

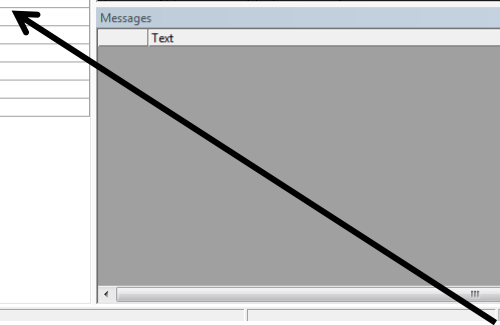
Point Mass
Mass Magnitude: 10, kg
Location: 1000, 0,, 0, mm

Details of "Point Mass"

Scope	
Scoping Method	Geometry Selection
Geometry	1 Vertex
Coordinate System	Global Coordinate System
<input type="checkbox"/> X Coordinate	1000, mm
<input type="checkbox"/> Y Coordinate	0, mm
<input type="checkbox"/> Z Coordinate	0, mm
Location	Click to Change
Definition	
Mass	10, kg
Mass Moment of Inertia X	0, kg-mm ²
Mass Moment of Inertia Y	0, kg-mm ²
Mass Moment of Inertia Z	0, kg-mm ²
Suppressed	No
Behavior	Deformable
Pinball Region	All

Geometry | Print Preview | Report Preview

Messages		
Text	Association	Timestamp

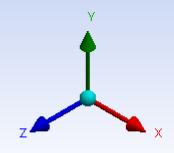
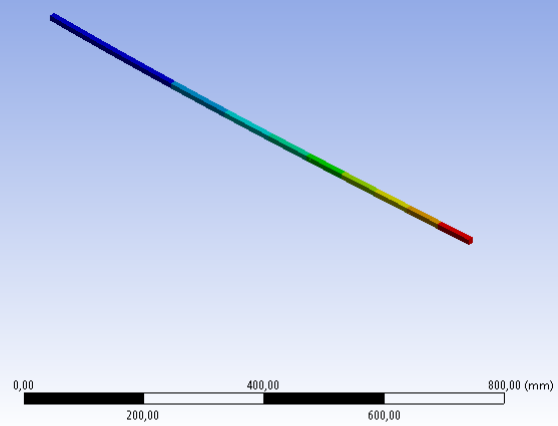
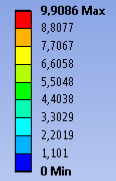


Like This

Outline

- Project
 - Model (A4)
 - Geometry
 - Line Body
 - Point Mass
 - Coordinate Systems
 - Mesh
 - Modal (A5)
 - Pre-Stress (None)
 - Analysis Settings
 - Fixed Support
 - Solution (A6)
 - Solution Information
 - Total Deformation

A: Modal
Total Deformation
Type: Total Deformation
Frequency: 1,1151 Hz
Unit: mm
23-02-2012 14:59



Details of "Total Deformation"

Scope

Scoping Method	Geometry Selection
Geometry	All Bodies

Definition

Type	Total Deformation
Mode	1,
Identifier	
Suppressed	No

Results

Minimum	0, mm
Maximum	9,9086 mm

Information

Geometry Print Preview Report Preview



Tabular Data

Mode	Frequency [Hz]
1	1,1151
2	1,1151
3	35,912
4	35,912
5	115,93
6	115,93

The Frequency has changes from 8 Hz to 1.1 Hz