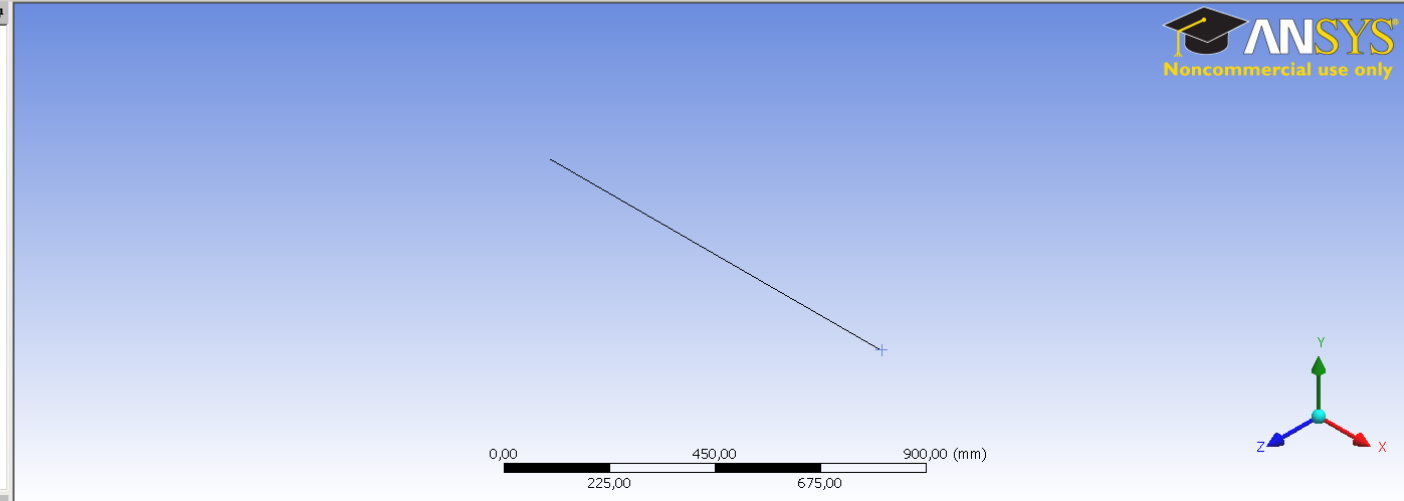


Large deflection
Workbench 14.0

Aalborg Universitet Esbjerg
Søren Heide Lambertsen

Outline

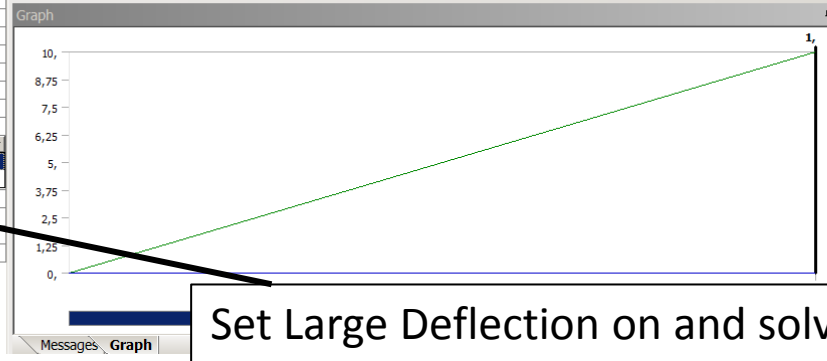
- Project
 - Model (A4)
 - Geometry
 - Coordinate Systems
 - Mesh
 - Static Structural (A5)
 - Analysis Settings
 - Force
 - Fixed Support
 - Solution (A6)
 - Solution Information
 - Total Deformation



Details of "Analysis Settings"

- Step Controls
 - Number Of Steps 1,
 - Current Step Number 1,
 - Step End Time 1, s
 - Auto Time Stepping Program Controlled
- Solver Controls
 - Solver Type Program Controlled
 - Weak Springs Program Controlled
 - Large Deflection **Off**
 - Inertia Relief Off
 - Restart Controls On
- Nonlinear Controls
- Output Controls
- Analysis Data Management
- Visibility

Geometry | Print Preview | Report Preview



Tabular Data

Steps	End Time [s]
1	1,
*	

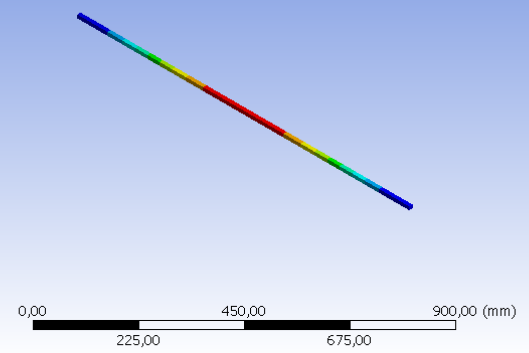
Set Large Deflection on and solve.

Outline

- Project
 - Model (A4)
 - Geometry
 - Coordinate Systems
 - Mesh
 - Static Structural (A5)
 - Analysis Settings
 - Force
 - Fixed Support
 - Solution (A6)
 - Solution Information
 - Total Deformation

A: Static Structural
Total Deformation
Type: Total Deformation
Unit: mm
Time: 1
15-02-2012 18:44

0,15571 Max
0,13841
0,12111
0,1038
0,086504
0,069203
0,051902
0,034602
0,017301
0 Min



Details of "Total Deformation"

Scope	
Scoping Method	Geometry Selection
Geometry	All Bodies
Definition	
Type	Total Deformation
By	Time
Display Time	Last
Calculate Time History	Yes
Identifier	
Results	
Minimum	0, mm
Maximum	0,15571 mm
Information	

Geometry | Print Preview | Report Preview |

Graph

Animation | 10 Frames | 2 Sec (Auto)

The result has changes from 0,15573 to 0,15571 mm.